

1.1

1.2

1.3

--	--	--

1.4

--	--	--

!

1.

1.13

1.14


1.15

1. 16

1.17

1.1



--	--	--





1. 21

<hr/> <hr/> <hr/> <hr/>	<hr/> <hr/> <hr/> <hr/>
-------------------------	-------------------------



_____	_____
_____	_____
_____	_____
_____	_____

1.23

_____	_____
_____	_____
_____	_____
_____	_____

1.24

1.25

_____	_____
_____	_____
_____	_____
_____	_____

_____	_____
_____	_____
_____	_____
_____	_____

1.2

_____	_____
_____	_____
_____	_____
_____	_____

1.30

--	--	--	--	--

_____	_____
_____	_____
_____	_____
_____	_____

--	--

1.31

1.32

_____	_____
_____	_____
_____	_____
_____	_____

8 e t O

The image displays the letters '8', 'e', 't', and 'O' in a bold, black, sans-serif font. A horizontal line passes through the middle of each letter. The line is segmented by vertical lines: one at the left edge of the '8', one at the left edge of the 'e', one at the left edge of the 't', one at the right edge of the 't', one at the right edge of the 'O', and one at the far right edge of the line. Below the 'O', there are two small, solid black squares positioned side-by-side.

_____	_____
_____	_____
_____	_____
_____	_____

1.34

_____	_____
_____	_____
_____	_____
_____	_____

1.36

_____	_____
_____	_____
_____	_____
_____	_____

1.37

--

1.3

2.1

3

,

2011 1 20

2

22000

00 22 00

----- 152 34 14 30 603 1 13 16

2.2

3

,

2.4

3

,

2.6

,

! " # \$ % ^ 4 . " ! C

2.11

2.13

3

,

,

2. 16

3

,

--	--	--

2.17

3

,


2.1

3

,

2.1

,

A large section of the document is obscured by thick black redaction bars, covering what appears to be a title and the top half of the page content. The only visible element in this area is a table on the left side.

3.2



201

(%)



3.7

3.





3.13

3.13								
()	9331			8026				86.01%
								9317

1							
2							
3							
4							
5							
6							
7							
8							
9							
10							

[REDACTED]

1

[REDACTED]

1

[REDACTED]

[REDACTED]

1000

12,000.00

3.1 1 201

	1	2	3	4	Total
					2,716,772.00
					1,336,510.96
					1,380,261.04
	52.11%	50.50%	50.69%	49.58%	50.81%
					152,206.32
					1,053,081.00
					868,612.00
					179,152.00
					5,317.00
	110,277.73	(8,303.07)	13,557.61	59,441.45	174,973.72
					0.00
					0.00
					0.00
					0.00
					0.00
					0.00
	110,277.73	(8,303.07)	13,557.61	59,441.45	174,973.72
					36,000.00
	101,277.73	(17,303.07)	4,557.61	50,441.45	138,973.72
	11.35%	-3.92%	0.77%	6.40%	5.12%

--	--	--

--	--

--	--	--

--	--	--

6	1	50	2000

3 - 11

•) F °

∅

	--

--	--	--

--	--	--

PRODOTTI

